

Contact Details

Before using the product, please check the guide pages at the front of this catalog.

Internet

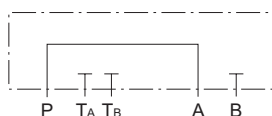
<http://www.daikinpmc.com/en/>

For latest information, PDF catalogs and operation manuals

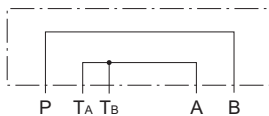
03 Series Stack Valve Bypass Blocks

JIS graphic symbols for hydraulic system

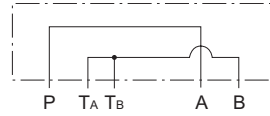
BD-03PA



BE-03



BH-03



Nomenclature

※ - BD - 03 PA - 40
1 2 3 4 5

1 Applicable fluid code

No designation: Petroleum-based hydraulic fluid,
water-glycol hydraulic fluid
F: Phosphate ester hydraulic fluid

2 Model No.

BD: Bypass block

3 Nominal diameter

03: $\frac{3}{8}$

4 Connection port

PA: Port P-A

5 Design No.

(The design No. is subject to change)

※ - B※ - 03 - 40
1 2 3 4

1 Applicable fluid code

No designation: Petroleum-based hydraulic fluid,
water-glycol hydraulic fluid
F: Phosphate ester hydraulic fluid

2 Model No.

BE: Bypass block
BH: Bypass block

3 Nominal diameter

03: $\frac{3}{8}$

4 Design No.

(The design No. is subject to change)

Specifications

Model code	Maximum operating pressure MPa {kgf/cm ² }	Maximum flow rate L/min	Mass kg
BD-03PA-40	25 {250}	80	1.4
B※-03-40			

Handling

Mounting bolts are not provided with the bypass block. Order the bolts separately as required.

External dimension diagram

BD-03PA

BE-03

BH-03

